

2-18-2014

# The [4+2] cycloaddition of donor-acceptor cyclobutanes and nitrosoarenes.

Naresh Vemula

Andrew C Stevens

Tyler B Schon

Brian L Pagenkopf

Follow this and additional works at: <https://ir.lib.uwo.ca/chempub>

 Part of the [Organic Chemistry Commons](#)

---

## Citation of this paper:

Vemula, Naresh; Stevens, Andrew C; Schon, Tyler B; and Pagenkopf, Brian L, "The [4+2] cycloaddition of donor-acceptor cyclobutanes and nitrosoarenes." (2014). *Chemistry Publications*. 38.  
<https://ir.lib.uwo.ca/chempub/38>

Cite this: DOI: 10.1039/c0xx00000x

www.rsc.org/xxxxxx

ARTICLE TYPE

# The [4+2] Cycloaddition of Donor-Acceptor Cyclobutanes and Nitrosoarenes

Naresh Vemula, Andrew C. Stevens, Tyler B. Schon and Brian L. Pagenkopf\*

Received (in XXX, XXX) Xth XX 20XX, Accepted Xth XX 20XX

DOI: 10.1039/b000000x

The Yb(OTf)<sub>3</sub> catalyzed [4+2] cycloaddition between donor-acceptor cyclobutanes and nitrosoarenes is disclosed. This method facilitates the synthesis of tetrahydro-1,2-oxazines in good to excellent yields as single diastereomers. Except for a few electron-deficient nitrosoarenes, excellent regioselectivity was observed throughout these studies.

Cycloaddition chemistry remains a premier method for the synthesis of diverse structural architectures and functionalities.<sup>1</sup> In particular, exploitation of ring strain to facilitate cycloaddition reactions is a well-appreciated strategy in modern organic synthesis.<sup>2</sup> In this regard, the strained carbocyclic donor-acceptor (DA) cyclopropanes have been extensively studied due to their unique reactivity profile and their value as synthetic building blocks has been demonstrated by the preparation of highly functionalized carbo- and heterocyclic products via cycloaddition reactions.<sup>3</sup> While this area continues to mature, the reactivity of the homologous DA cyclobutanes have only recently garnered significant attention. In recent years, a number of reactive partners have been found to undergo cycloadditions with DA cyclobutanes<sup>4</sup> and cyclobutanones,<sup>5</sup> and further exploration will create a greater understanding of these fascinating systems.

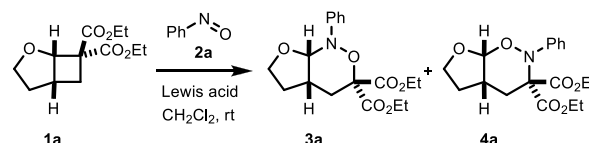
Nitrosoarenes have been utilized in a variety of transformations,<sup>6</sup> such as dienophiles in hetero Diels-Alder (HDA) cycloadditions,<sup>7</sup> and enophiles in nitroso-ene reactions.<sup>8</sup> Some intriguing reports describe the nitroso functional group's dichotomous capacity to act as either nitrogen or oxygen transfer reagents in nitroso-aldol chemistry, which can be controlled by judicious selection of catalyst.<sup>9</sup> Surprisingly, nitrosoarenes have not yet seen application in cycloaddition chemistry with either DA cyclopropanes or cyclobutanes or with cyclobutanones.<sup>10</sup> Herein we report the first example of a [4+2] cycloaddition of DA cyclobutanes and nitrosoarenes to give tetrahydro-1,2-oxazines.<sup>11</sup> The tetrahydro-1,2-oxazine core structure can be found in numerous natural products<sup>12</sup> and are known to undergo reductive cleavage of the N-O bond to give synthetically useful

motifs, which were utilized in the total synthesis of several natural products.<sup>13</sup>

Investigations into the reactivity of nitrosoarenes and DA cyclobutanes began with the examination of the reaction between cyclobutane **1a** and nitrosobenzene **2a** (Table 1).

While a variety of Lewis acids were found to catalyse the reaction, maximum yields were obtained with Yb(OTf)<sub>3</sub>. Additionally, the product yield was dramatically increased (entries 1, 6 and 8) by decreasing the catalyst loading from 10 to 2 mol %. The reaction could be effected with catalyst loadings as low as 0.5 mol % but in lower yield (entry 9).<sup>14</sup> Among the two possible regioisomers (**3a** and **4a**, Table 1), the product observed was always **3a**, and no noticeable amount of **4a** was obtained, irrespective of the Lewis acid used. Thereby demonstrating that the nitrogen of the nitroso functional group was acting as a nucleophile rather than oxygen.<sup>15</sup>

Table 1 Catalyst Screening



Entry	Lewis acid	Mol %	3a:4a <sup>a</sup>	Yield (%) <sup>b</sup>
1	Yb(OTf) <sub>3</sub>	10	>20:1	60
2	Sc(OTf) <sub>3</sub>	10	>20:1	55
3	La(OTf) <sub>3</sub>	10	>20:1	22
4	Zn(OTf) <sub>2</sub>	10	>20:1	61
5	Pr(OTf) <sub>3</sub>	10	>20:1	63
6	Yb(OTf) <sub>3</sub>	5	>20:1	72
7	Sc(OTf) <sub>3</sub>	5	>20:1	61
8	Yb(OTf) <sub>3</sub>	2	>20:1	92
9	Yb(OTf) <sub>3</sub>	0.5	>20:1	80

<sup>a</sup>Based on <sup>1</sup>H NMR, <sup>b</sup>Isolated yield

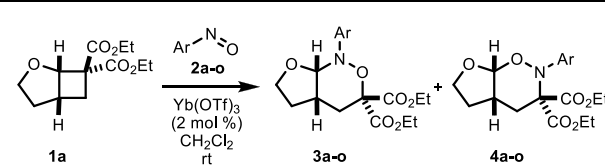
With optimal conditions in hand, the scope of the reaction was examined (Table 2). It was discovered that nitrosoarenes with

Department of Chemistry, The University of Western Ontario, 1151 Richmond Street, London, Ontario, Canada, N6A 5B7. Fax: +1(519)661 3022; Tel: +1(519) 661 2111 Extn. 81430; E-mail: bpagenko@uwo.ca

†Electronic Supplementary Information (ESI) available: [Full experimental procedures; <sup>1</sup>H and <sup>13</sup>C NMR spectra of new compounds, 2D NMR correlations of key compounds and crystallographic data of **3b** and **3k**]. See DOI: 10.1039/b000000x/

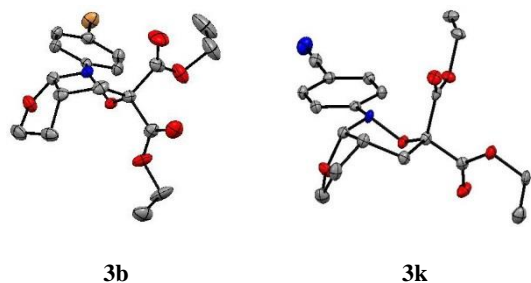
halogen substituents are excellent reaction partners regardless of the position on the aryl ring (entries 2-7).<sup>16</sup> Substrates with moderately deactivating carbonyl (entries 8 and 9) or ethoxycarbonyl (entry 10) substituents were also resulted in good yields. The electron-deficient nitrosoarenes afforded moderate yields (entries 11 and 12); however, another isomer (Figure 2) was also formed up to 25% of the overall isolated yield. Nitrosoarene with weakly electron donating methyl substituent resulted in a substantially decreased yield (entry 13). Upon incorporations of a strongly electron donating group no reaction was observed (entries 14 and 15), likely due to the sequestration of the ytterbium catalyst by the electron-rich nitrosoarene.

**Table 2** Reaction Scope



Entry	Nitrosoarene	Product	Yield (%) <sup>b</sup>
1	Ar = C <sub>6</sub> H <sub>5</sub>	<b>3a</b>	92
2	Ar = 4-C <sub>6</sub> H <sub>4</sub> Br	<b>3b</b>	89
3	Ar = 4-C <sub>6</sub> H <sub>4</sub> Cl	<b>3c</b>	93
4	Ar = 3-C <sub>6</sub> H <sub>4</sub> Br	<b>3d</b>	87
5	Ar = 3-C <sub>6</sub> H <sub>4</sub> Cl	<b>3e</b>	95
6	Ar = 2,4-C <sub>6</sub> H <sub>3</sub> Br <sub>2</sub>	<b>3f</b>	47
7	Ar = 3,4-C <sub>6</sub> H <sub>3</sub> Cl <sub>2</sub>	<b>3g</b>	91
8	Ar = 4-C <sub>6</sub> H <sub>4</sub> C(O)Me	<b>3h</b>	69
9	Ar = 3-C <sub>6</sub> H <sub>4</sub> C(O)Me	<b>3i</b>	87
10	Ar = 4-C <sub>6</sub> H <sub>4</sub> CO <sub>2</sub> Et	<b>3j</b>	76
11	Ar = 4-C <sub>6</sub> H <sub>4</sub> CN	<b>3k, 4k</b> (3:1) <sup>a</sup>	61
12	Ar = 4-C <sub>6</sub> H <sub>4</sub> NO <sub>2</sub>	<b>3l, 4l</b> (4:1) <sup>a</sup>	59
13	Ar = 4-C <sub>6</sub> H <sub>4</sub> CH <sub>3</sub>	<b>3m</b>	29
14	Ar = 4-C <sub>6</sub> H <sub>4</sub> OCH <sub>3</sub>	-	no reaction <sup>c</sup>
15	Ar = 4-C <sub>6</sub> H <sub>4</sub> N(CH <sub>3</sub> ) <sub>2</sub>	-	no reaction <sup>c</sup>

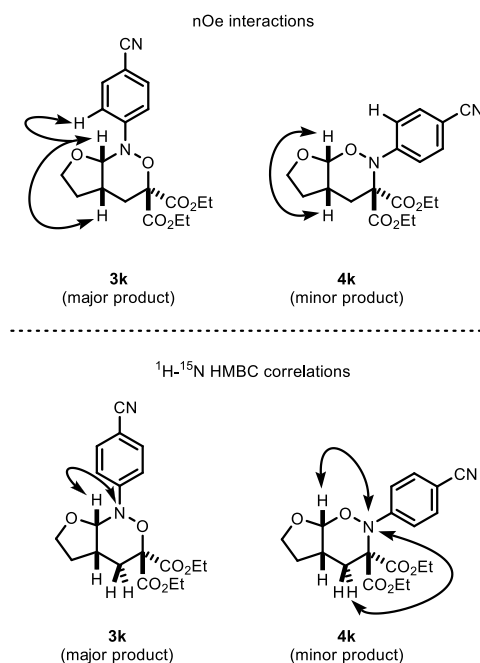
<sup>a</sup>Ratio of **3:4** of isolated overall yield, <sup>b</sup>Isolated yield, <sup>c</sup>Yb(OTf)<sub>3</sub> 2 mol % or 10 mol %



**Figure 1** X-ray Crystal Structures of **3b** and **3k**

Fortuitously, X-ray quality crystals of compounds **3b** (entry 2, Table 2) and **3k** (entry 11, Table 2) were obtained and the ORTEP structures are depicted in Figure 1. These crystal structures unambiguously establish both the regiochemistry of the cyclization and the relative configuration at the ring fusion.<sup>17</sup>

Extensive 2D NMR analysis was used to support the structural assignments of the isomers formed with electron deficient nitrosoarenes (entries 11 and 12, Table 2). The major isomer in each case was found to have nOe and <sup>1</sup>H-<sup>15</sup>N HMBC interactions that were consistent with those observed for **3b** and **3k** (Figure 2). The minor isomer, showed nOe interactions suggesting a *cis* ring fusion, and <sup>1</sup>H-<sup>15</sup>N HMBC data indicated that it is a regioisomer, rather than a diastereomer was formed. Similar nOe and <sup>1</sup>H-<sup>15</sup>N HMBC correlations were observed for **3l** and **4l** also.<sup>18</sup> This lack of selectivity could be due to delocalization of the nitrogen lone pair of electrons into the aromatic ring, leading to competition between nitrogen and oxygen for dominant nucleophilicity.



**Figure 2** Key nOe and <sup>1</sup>H-<sup>15</sup>N HMBC Correlations for Structural Assignment of **3k** and **4k**

In summary, we have reported the first example of a [4+2] cycloaddition between DA cyclobutanes and nitrosoarenes. The regiochemistry and relative stereochemistry of **3b** and **3k** have been unambiguously assigned by single crystal X-ray diffraction. The reaction proceeds well with electron neutral and deficient nitrosoarenes to form tetrahydro-1,2-oxazines. Optimization of reaction conditions for electron rich nitrosoarenes and expansion of the substrate scope to additional DA cyclobutanes are currently under investigation and a full account will be reported in due course.

We thank the University of Western Ontario and the National Science and Engineering Research Council of Canada for

financial support. We also thank Dr. Jacquelyn T. Price and Ms. Aneta Borecki for X-ray crystallographic analysis, Dr. Mathew Willans for NMR spectrographic assistance, Mr. Doug Hairsine for high resolution mass spectroscopy and Prof. Viktor N. Staroverov for calculating atomic charges (all from UWO). ACS thanks the Ontario government for an Ontario Graduate Scholarship in Science and Technology (OGSST).

## Notes and references

Typical Procedure for Cycloaddition: To a mixture of nitrosoarene (0.30 mmol) and Yb(OTf)<sub>3</sub> (4 mg, 2 mol %) in anhydrous CH<sub>2</sub>Cl<sub>2</sub> (3 mL) at room temperature, was added the cyclobutane (0.36 mmol) under argon atmosphere. After complete consumption of the nitrosoarene (as indicated by TLC) the reaction mixture was layered directly onto a silica gel column and purified by flash chromatography (0-25% EtOAc/hexanes).

- 1 For reviews see; (a) K. V. Gothelf and K. A. Jørgensen, *Chem. Rev.*, 1998, **98**, 863; (b) S. Kobayashi and K. A. Jørgensen, *Cycloaddition Reactions in Organic Synthesis*, Wiley-VCH Verlag GmbH, Weinheim, Germany, 2001; (c) A. Padwa and W. H. Pearson, *Synthetic Applications of 1,3-Dipolar Cycloaddition Chemistry Toward Heterocycles and Natural Products*, John Wiley & Sons, Inc., New York, 2003; (d) L. M. Stanley and M. P. Sibi, *Chem. Rev.*, 2008, **108**, 2887.
- 2 T. Seiser, T. Saget, D. N. Tran and N. Cramer, *Angew. Chem. Int. Ed.*, 2011, **50**, 7740.
- 3 For reviews see; (a) H.-U. Reissig and R. Zimmer, *Chem. Rev.*, 2003, **103**, 1151; (b) M. Yu and B. L. Pagenkopf, *Tetrahedron*, 2005, **61**, 321; (c) C. A. Carson and M. A. Kerr, *Chem. Soc. Rev.*, 2009, **38**, 3051; (d) F. De Simone and J. Waser, *Synthesis*, 2009, 3353; (e) M. Y. Mel'nikov, E. M. Budynina, O. A. Ivanova and I. V. Trushkov, *Mendeleev Commun.*, 2011, **21**, 293.
- 4 For examples see; (a) S. Shimada, K. Saigo, H. Nakamura and M. Hasegawa, *Chem. Lett.*, 1991, **20**, 1149; (b) E. A. Allart, S. D. R. Christie, G. J. Pritchard and M. R. J. Elsegood, *Chem. Commun.*, 2009, 7339; (c) A. T. Parsons and J. S. Johnson, *J. Am. Chem. Soc.*, 2009, **131**, 14202; (d) M. M. A. R. Moustafa and B. L. Pagenkopf, *Org. Lett.*, 2010, **12**, 4732; (e) M. M. A. R. Moustafa, A. C. Stevens, B. P. Machin and B. L. Pagenkopf, *Org. Lett.*, 2010, **12**, 4736; (f) B. P. Machin and B. L. Pagenkopf, *Synlett*, 2011, 2799; (g) A. C. Stevens, C. Palmer and B. L. Pagenkopf, *Org. Lett.*, 2011, **13**, 1528.
- 5 For examples see; (a) J.-i. Matsuo, S. Sasaki, H. Tanaka and H. Ishibashi, *J. Am. Chem. Soc.*, 2008, **130**, 11600; (b) J.-i. Matsuo, S. Sasaki, T. Hoshikawa and H. Ishibashi, *Org. Lett.*, 2009, **11**, 3822; (c) J.-i. Matsuo, S. Negishi and H. Ishibashi, *Tetrahedron Lett.*, 2009, **50**, 5831; (d) J.-i. Matsuo, S. Sasaki, T. Hoshikawa and H. Ishibashi, *Chem. Commun.*, 2010, **46**, 934; (e) S. Negishi, H. Ishibashi and J.-i. Matsuo, *Org. Lett.*, 2010, **12**, 4984; (f) J.-i. Matsuo, R. Okado and H. Ishibashi, *Org. Lett.*, 2010, **12**, 3266; (g) M. Kawano, T. Kiuchi, S. Negishi, H. Tanaka, T. Hoshikawa, J.-i. Matsuo and H. Ishibashi, *Angew. Chem. Int. Ed.*, 2013, **52**, 906.
- 6 For reviews see; (a) S. Patai, *The Chemistry of Amino, Nitroso, Nitro and Related Groups*, John Wiley & Sons Ltd, New York, 2003; (b) H. Yamamoto and N. Momiyama, *Chem. Commun.*, 2005, 3514; (c) H. Yamamoto and M. Kawasaki, *Bull. Chem. Soc. Jpn.*, 2007, **80**, 595.
- 7 For reviews see; (a) Y. Yamamoto and H. Yamamoto, *Eur. J. Org. Chem.*, 2006, **2006**, 2031; (b) B. S. Bodnar and M. J. Miller, *Angew. Chem. Int. Ed.*, 2011, **50**, 5630.
- 8 For reviews see; (a) W. Adam and O. Krebs, *Chem. Rev.*, 2003, **103**, 4131; (b) M. Baidya and H. Yamamoto, *Synthesis*, 2013, **45**, 1931.
- 9 For few examples see; (a) Y. Yamamoto, N. Momiyama and H. Yamamoto, *J. Am. Chem. Soc.*, 2004, **126**, 5962; (b) M. Kawasaki, P. Li and H. Yamamoto, *Angew. Chem. Int. Ed.*, 2008, **47**, 3795; (c) A. Yanagisawa, S. Takeshita, Y. Izumi and K. Yoshida, *J. Am. Chem. Soc.*, 2010, **132**, 5328; (d) A. Yanagisawa, T. Fujinami, Y. Oyokawa, T. Sugita and K. Yoshida, *Org. Lett.*, 2012, **14**, 2434.
- 10 F. Cermola, G. Lucrezia Di, G. Maria Liliana and I. Maria Rosaria, *J. Chem. Res.*, 2005, **10**, 677.
- 11 Portions of this work have been presented at the 244<sup>th</sup> and 246<sup>th</sup> ACS National Meetings.
- 12 For natural products, containing tetrahydro-1,2-oxazine core see; (a) Z. Horii, T. Imanishi, M. Yamauchi, M. Hanaoka, J. Parello and S. Munavalli, *Tetrahedron Lett.*, 1972, **13**, 1877; (b) I. Uchida, S. Takase, H. Kayakiri, S. Kiyoto, M. Hashimoto, T. Tada, S. Koda and Y. Morimoto, *J. Am. Chem. Soc.*, 1987, **109**, 4108; (c) N. Lajis, O. Guan, M. Sargent, B. Skelton and A. White, *Aust. J. Chem.*, 1992, **45**, 1893; (d) P. Seephonkai, P. Kongsaree, S. Prabpai, M. Isaka and Y. Thebtaranonth, *Org. Lett.*, 2006, **8**, 3073; (e) A. Ohsaki, Y. Kobayashi, K. Yoneda, A. Kishida and H. Ishiyama, *J. Nat. Prod.*, 2007, **70**, 2003; (f) Q. Sun, Y.-H. Shen, J.-M. Tian, J. Tang, J. Su, R.-H. Liu, H.-L. Li, X.-K. Xu and W.-D. Zhang, *Chem. Biodiversity*, 2009, **6**, 1751; (g) K. Koyama, Y. Hirasawa, A. E. Nugroho, T. Hosoya, T. C. Hoe, K.-L. Chan and H. Morita, *Org. Lett.*, 2010, **12**, 4188; (h) K. Kanokmedhakul, S. Kanokmedhakul, R. Suwannatnai, K. Soyong, S. Prabpai and P. Kongsaree, *Tetrahedron*, 2011, **67**, 5461; (i) Y. Zhou, A. Debbab, A. Mándi, V. Wray, B. Schulz, W. E. G. Müller, M. Kassack, W. Lin, T. Kurtán, P. Proksch and A. H. Aly, *Eur. J. Org. Chem.*, 2013, **2013**, 894.
- 13 For examples see; (a) I. S. Young and M. A. Kerr, *Org. Lett.*, 2003, **6**, 139; (b) I. S. Young, J. L. Williams and M. A. Kerr, *Org. Lett.*, 2005, **7**, 953; (c) C. A. Carson and M. A. Kerr, *Angew. Chem. Int. Ed.*, 2006, **45**, 6560; (d) I. S. Young and M. A. Kerr, *J. Am. Chem. Soc.*, 2007, **129**, 1465; (e) A. Y. Sukhorukov and S. L. Ioffe, *Chem. Rev.*, 2011, **111**, 5004; (f) N. Moinizadeh, R. Klemme, M. Kansy, R. Zimmer and H.-U. Reissig, *Synthesis*, 2013, **45**, 2752.
- 14 No reaction was observed without the Lewis acid, either at room temperature (CH<sub>2</sub>Cl<sub>2</sub>, 3 d), reflux ((CH<sub>2</sub>)<sub>2</sub>Cl<sub>2</sub>, 3 d) or microwave conditions (CH<sub>2</sub>Cl<sub>2</sub>, 100° C, 105 min).
- 15 Atomic charges derived from the electrostatic potentials for the nitrosobenzene were in agreement with the results observed. CHELPG charges (a.u.); nitrogen (-0.228) and oxygen (-0.163). Geometry: B3LYP/6-31G\*; Density: B3LYP/6-311++G(3df,3pd)
- 16 The low yield of the **3f** could be due to the sterics of bromine at 2-position. Investigation of the reaction scope in detail will be reported in the following full paper.
- 17 The regiochemistry and relative stereochemistry of the other products were assigned by analogy.
- 18 See supplementary information for details.