

Title: Local Campaign Finance Regimes In Canada



PRESENTER:
Brittany Bouteiller

BACKGROUND: There is little consistency across Canada's local campaign finance regimes. Understanding how regimes differ across the country can let us examine how they influence local, regional, and national phenomena like regional divides and inequality.

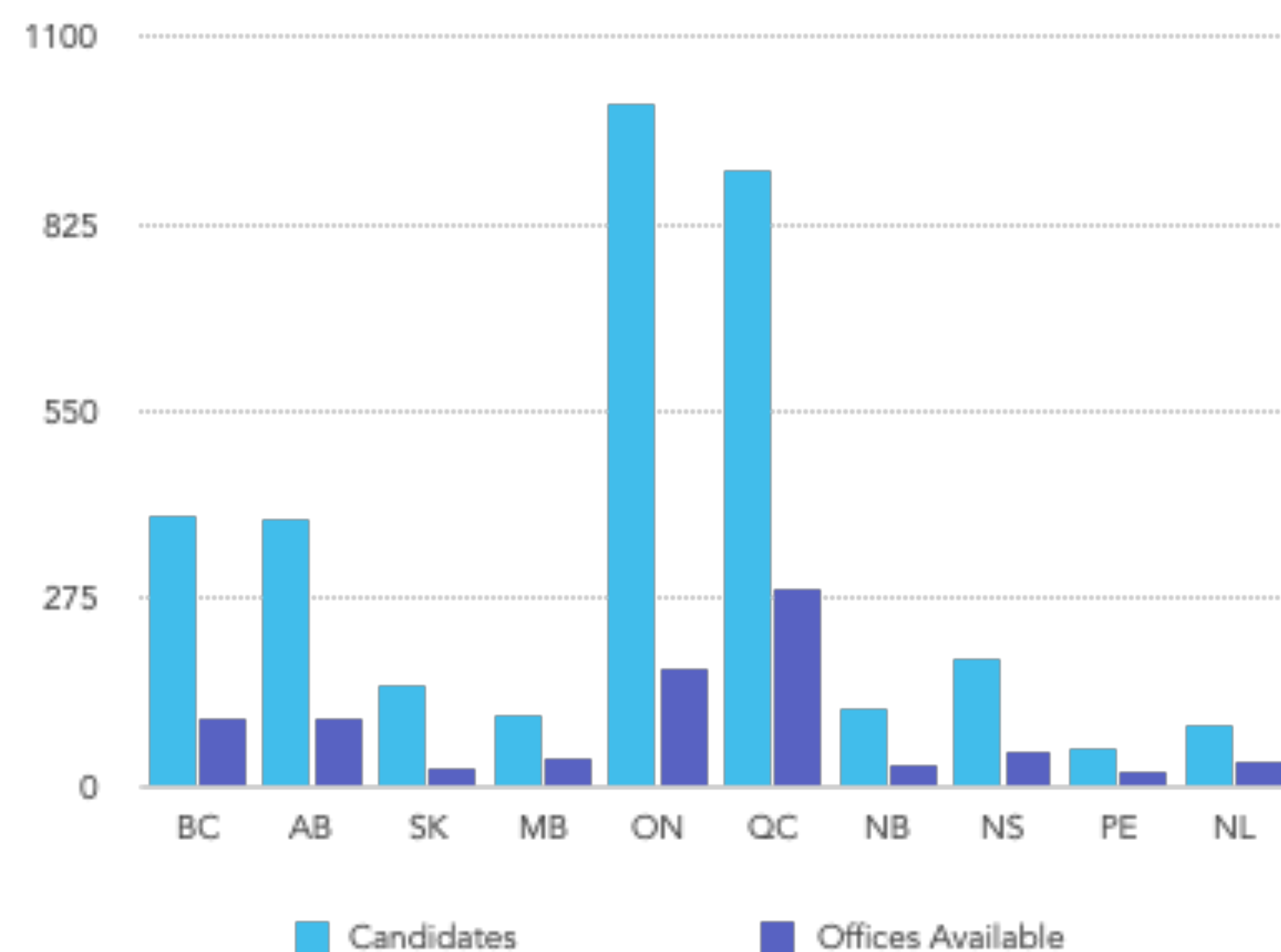
METHODS

- Collected standardized data for each of the three most recent election cycles from 65 municipalities that meet the following criteria:
 - 10 largest municipalities in each province with population greater than 15,000 in the 2016 Census
 - If this yields fewer than 4 municipalities in a province, the top 4 are included regardless of population size.
 - Every provincial capital.
- Used to determine local rules in effect, candidate disclosure data, contact information, offices available, and number of candidates that ran for office.
- Created summary tables to interpret and analyze the data to typologize municipalities based on rules in effect and disclosure availability.

RESULTS

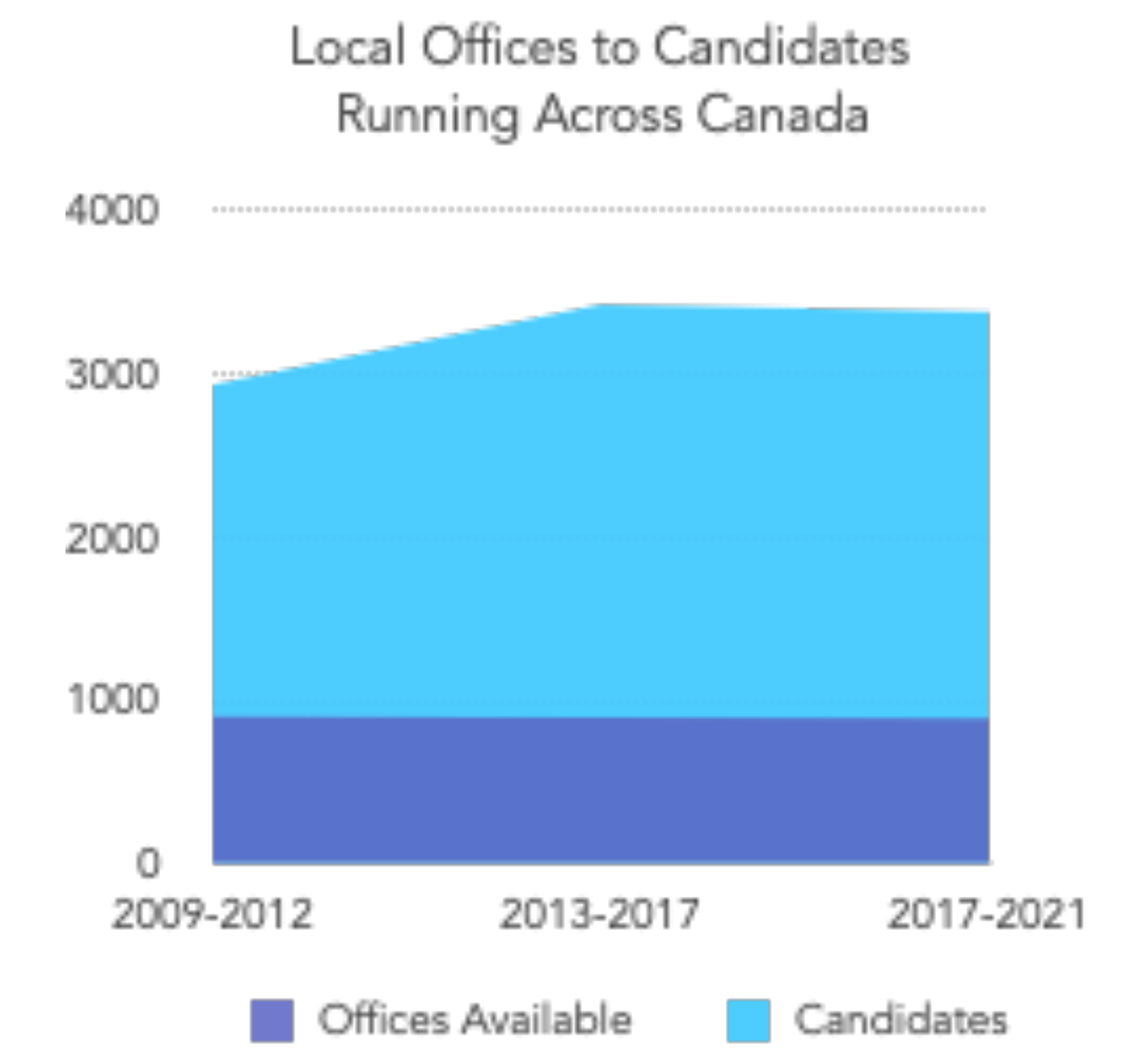
- Variation in campaign finance regimes is standard across Canada.
- Most capital cities have stringent regimes.
- New Brunswick has no campaign finance rules in effect.
- There was a 16.7% increase in candidates running from the third, to second most recent election cycle despite a negligible change in offices available.

Comparison of Candidates to Offices Available in the Most Recent Local Election Cycle (2017-2021)



Local campaign finance regimes in Canada are varied, complex, and deserving of further research.

Municipality	Population	Donation Limit	Expenditure Limit	Disclosure Requirements	Disclosure Publicly Available
Victoria, BC	85,792	\$1,200 per year to mayor, council candidates	\$54,121 mayor candidate, \$27,416 council candidate	Total amount of donations <\$100, names and amounts for those over \$100; itemized expense report	Yes
Edmonton, AB	932,546	\$5,000 to mayor, council candidates	None	Total amount of donations <\$50, names and amounts for those over \$50; itemized expense report	Yes
Regina, SK	215,106	None	CPI based formula: $PC = (CPI1 \div CPI2 \times 100) - 100$	Names and amounts (>\$500 Mayor, >\$200 Councillor); itemized expense report	Yes
Winnipeg, MB	705,244	\$1,500 to mayor, \$750 to council candidates	CPI based formula for mayor candidate: $M = N \times \$0.35 \times IE/IB$; CPI based formula council candidate: $M = N \times \$0.90 \times IE/IB$	Total amount of donations <\$250, names and amounts for those over \$250; itemized expense report	Yes
Toronto, ON	2,731,571	\$2,500 to mayor, \$1,200 to council candidates	Population-based formula	Total amount of donations <\$100, names and amounts for those over \$100; itemized expense report	Yes
Quebec, QC	531,902	\$100 in each year, and \$100 in election year (mayor and council candidates)	Population-based formula	Total amount of donations <\$50, names and amounts for those over \$50; itemized expense report	Contributions itemized only
Fredericton, NB	58,220	None	None	None	None
Halifax, NS	403,131	\$2,500 to mayor, \$1,000 to council candidates	\$300,000	Name, \$amount for those >\$50; itemized expense report	Yes
Charlottetown, PE	36,094	\$1,575 to mayor, council candidates	\$50,000	Total amount of donations <\$250, names and amounts for those over \$250; itemized expense report	Yes
St. John's, NL	108,860	\$1,000 to mayor, council candidates	Population-based formula	Names and amounts; itemized expense report for items >\$100	Yes



Where could this research go?

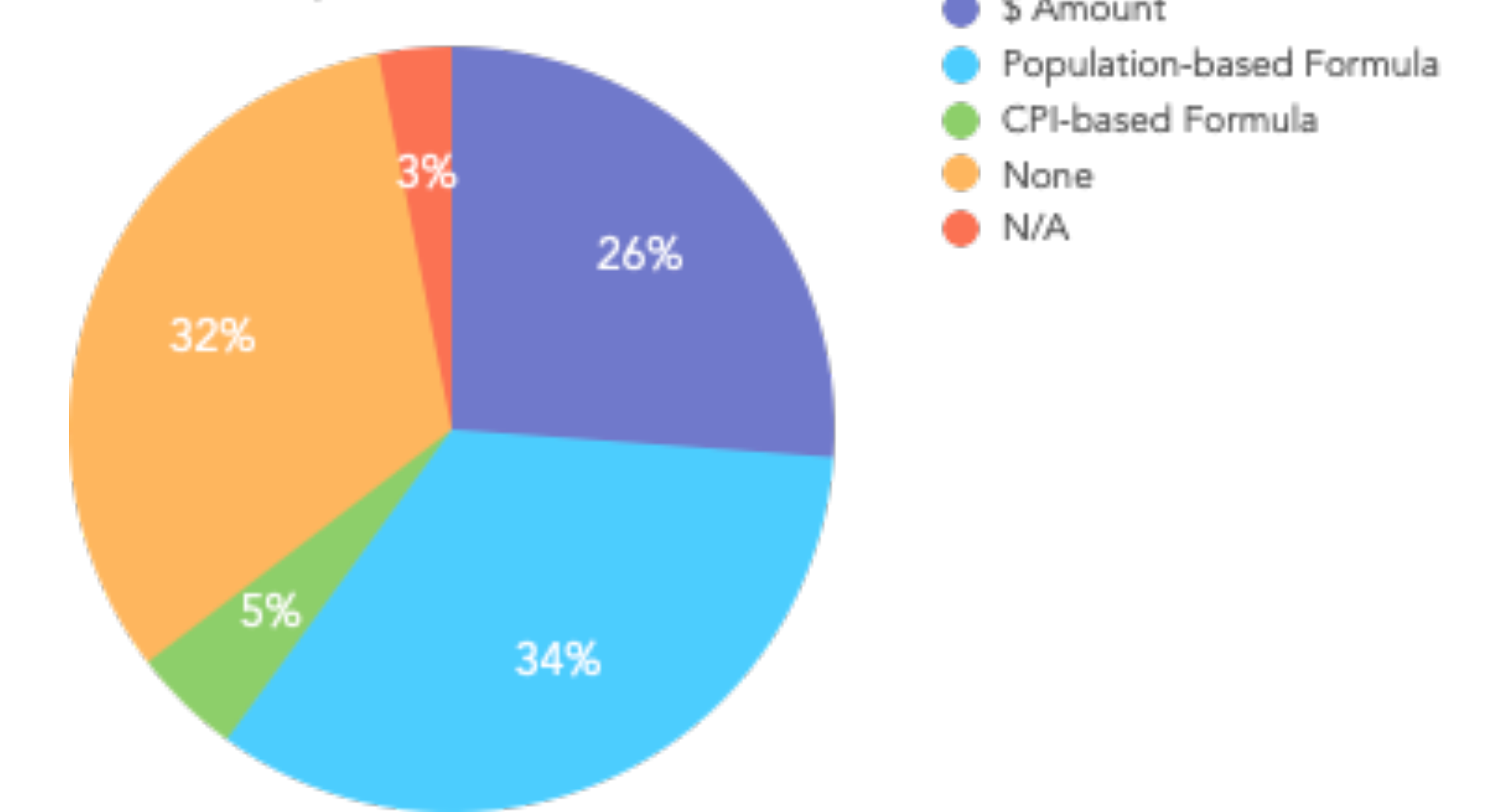
General:

- Comparative study; provincial or local
- Case studies
- (In)equality studies

Specific:

- Corruption in local campaign finance regimes
- Regime stringency and its impact on perceived political/social structure
- Influence of local campaign finance regimes on city culture
- Local campaign finance regimes and regional disparity

Municipalities' Determinations of Expenditure Limits



References

- Taylor, Zack, and Sandra McEleney. "Do Institutions and Rules Influence Electoral Accessibility and Competitiveness? Considering the 2014 Toronto Ward Elections." *Urban Affairs Review* 55, no. 1 (2017): 210-30. <https://doi.org/10.1177/1078087417703753>.
- Taylor, Zack, and Shanaya Vanhooren. "Local Election Campaign Finance Regimes in CANADA: Toward a Research Agenda." *Canadian Public Administration* 64, no. 1 (2021): 99-121. <https://doi.org/10.1111/capa.12400>.

Acknowledgements

I would like to express my gratitude to my supervisor, Prof. Zack Taylor, who guided me through this internship and has provided me so many opportunities. I also thank Western Research and Student Experience for offering this program.

Prof. Zack Taylor, Brittany Bouteiller